

**FEEDBACK ANALYSIS ON
COURSE CURRICULAM AND OVERALL FACILITIES (2016-17)
OF
BIR LACHIT BORPHUKAN COLLEGE, SIVASAGAR, ASSAM**

**Submitted by:
Dr. Suresh Rajkonwar MA, Bed, PhD.
Associate Professor
Department of Education
Nazira College, Assam
Email: sursun.konwar@gmail.com**

Ref. No.:

Date : 16.8.2013

1. Findings :

Major findings are provided based on the feedback analysis :

1.1 Feedback of the Teacher, Library and Office staff :

- 1.1.1 Three fourth of the respondent (74.9%) agree Course/Syllabus have good balance between the theory and application .
- 1.1.2 Majority of the respondent (89.9%) agree that the objectives of the syllabi are well defined.
- 1.1.3 Most of the respondent (94.9%) agree that the prescribed books/journals reference materials are relevant, updated and cover the entire syllabi .
- 1.1.4 About three fourth of the respondent (72.2%) agree that the Course/Syllabus increase interest, knowledge etc. in the subject area.
- 1.1.5 More than three fourth of the respondent (78.6%) agree about Freedom to adopt new techniques for teaching.
- 1.1.6 More than three fourth of the respondent (79.9%) agree for freedom to adopt new techniques for students assessment .
- 1.1.7 More than half of the respondent (66%) agree that the test and examinations are conducted well in time with covering syllabus.
- 1.1.8 Most of the respondent (92.3.3%) agree that the prescribed books are available sufficiently in the library.
- 1.1.9 About three fourth of the respondent (73.6%) agree that College environment is conducive to teaching.

Dr. Suresh Rajkonwar, M.A, B.Ed, PhD,
Associate Professor
Department of Education
Nazira College, Assam

Email: sursun.konwar@gmail.com
Mobile No. - 9954485137

Ref. No.:

Date: 11.08.2017.....

- 1.1.10 More than four fifth of the respondent (81.2%) agree that Teacher friendly administration.
- 1.1.11 About three fourth of the respondent (74.9%) agree that the college provides adequate faculty development opportunities .
- 1.1.12 Most of the respondent (96.1%) agree that the ICT infrastructure of the college is adequate.
- 1.1.13 Majority of the respondent (97.4%) agree that the Teachers space in canteen is available.
- 1.1.14 Most of the respondent (98.7%) agree that the Toilets/ Washrooms are cleaned and properly maintained.
- 1.1.15 Most of the respondent (92.3%) agree that the Classroom environment is suitable and regularly well maintained .
- 1.1.16 About three fourth of the respondent (73.8%) come to college through own vehicles against 16 % through public transport and rest by walk.
- 1.1.17 More than half of the respondent (66%) reside within 5 Km from college

Ref. No.

Date : 16/06/2021

2. Feedback of the Students:

- 2.1 Some of the students of the respondents (35.2%) strongly agree that the teachers provide guidance and counselling in academic and non-academic matters against (35.2%) agree and 26.9 % responses find satisfactory.
- 2.2 About than two fifth of the responded (36.7%) strongly agree that teacher encourages students participation in class followed by agree (32.3%) and satisfactory (27.2 %).
- 2.3 About two fifth of the responded (37.9%) strongly agree that the teachers use modern ICT in the class room teaching followed by agree (34.8%) and satisfactory (24.2%)
- 2.4 More than two fifth of the responded (43.3%) agree that the teacher pay attention to academically weaker students followed by strongly agree (33.1%) and satisfactory (22.4%) .
- 2.5 More than two fifth of the responded (40.2%) strongly agree about the teacher are regular and punctual in class followed by agree with 37.1% and satisfactory with 22%.
- 2.6 More than two fifth of the responded (41%) strongly agree that the teacher invite opinion and questions from students followed by agree 41% and satisfactory with 17.4%.
- 2.7 Nearly half of the responded (41.5%) agree with the teacher links the subjects to real life experiences followed by 36.5% with strongly agree and satisfactory and 21.1 %.
- 2.8 About two fifth the responded (39.6%) strongly agree that the teacher cover the entire syllabus in time followed by agree (31.1%) and satisfactory (22.6%) .

Ref. No.:

Date : 16.09.2013

- 2.9 More than two fifth of the responded (42%) strongly agree the teacher explain the topic efficiently followed by 34.2 % with agree and satisfactory with 23.4 %.
- 2.10 About two fifth of the responded (39%) agree that the periodic assessments are conducted as per schedule followed by 35.5 % with agree followed by satisfactory (25.5%).
- 2.11 About two fifth of the responded (37.9%) strongly agree that the teacher also use non traditional methods for evaluation. followed by agree (37.5%) and satisfactory (23.8%).

3. Recommendation and conclusion :

On the basis of the findings of the analysis, some Recommendations are provided for the overall improvement of the institution.

- 3.1 As most of the stakeholders of the college do not strongly agree with the prevailing course, syllabus etc. So, the findings of the study be sent to the concerned authority for re designing the course and syllabus accordingly.
- 3.2 The college central library must purchase prescribed printed text and reference books and electronic books and journals be made available for study and research.
- 3.3 The college must have membership of NLIST, DELNET etc. for authentic and latest study materials.
- 3.4 The teacher and students of the college must practice best use of ICT tools and techniques. The college authority must provide ICT opportunities accordingly at optimal level.

Ref. No.

Date : 16/08/2017

- 3.5 Career counselling programmes for the students must be organized regularly in the college by the college.
- 3.6 The remedial classes must be arranged regularly in the college for the slow learners and their motivation.
- 4.7 The unit tests and examinations must be conducted in the stipulated time covering all units of the syllabus.
- 3.6 The provisions of more co - curricular activities and their required infrastructure and facilities must be increased.
- 3.7 Some new skill based and job oriented courses must be introduced for the students

Suresh Rajkonwar
16/08/2017

(Dr. Suresh Rajkonwar)
Dr. Suresh Rajkonwar
Associate Professor
Dept. Education
Nazira College

FEEDBACK ANALYSIS

ON

COURSE CURRICULAM AND OVERALL FACILITIES AND SERVICES

OF

BIR LACHIT BORPHUKAN COLLEGE, SIVASAGAR, ASSAM

2017-18

BY

DR. RAJENDRA MOHAN DEV SARMA

MA.MLISc.MBA.BEd.BMus.PhD

Librarian (Associate), Nazira College

Email: rmdevsarma@gmail.com

Contact No.9085926416

1. General description about the questionnaire and its responses:

There were four sets of questionnaire designed to collect the feedback from the stakeholders of the college. Teachers , parents, students, staff, alumni etc were the target group of the study. Out of that there were 434 students,69 parents, 47 alumni, 26 teachers,9 office staff an 3 library staff responded .

2. Analysis and Findings of the Feedback :

2.1. Teachers, Library and office staff Responses :

2.1.1 Course/Syllabus have good balance between the theory and application:

Agree : 57.7%

Strongly agree: 42.3%

2.1.2 Objectives of the syllabi are well defined:

Agree : 73 %

Strongly agree: 27 %

2.1.3 Prescribed books/journals reference materials:

Agree : 77 %

Strongly agree: 23 %

2.1.4 Course/Syllabus increase interest, knowledge etc.:

Agree : 69.2 %

Strongly agree: 30.8 %

2.1.5 Freedom to adopt new techniques for teaching:

Agree : 77 %

Strongly agree: 23 %

2.1.6 Freedom to adopt new techniques for students' assessment:

Agree : 69.2 %

Strongly agree: 30.8 %

2.1.7 Test and examinations conduct :

Agree : 69.2 %

Strongly agree: 30.8 %

2.1.8 Prescribed books are available in library:

Agree : 73 %

Strongly agree: 15,4 %

2.1.9 College environment:

Agree : 92.3 %

Strongly agree: 7.7 %

2.1.10 Teacher friendly administration:

Agree : 80,8 %

Strongly agree: 15.4 %

2.1.11 Faculty development opportunities:

Agree : 88.5 %

Strongly agree: 11.5 %

2.1.12 ICT infrastructure:

Agree : 84,6 %

Strongly agree: 3.8 %

2.1.13 Teachers space in canteen:

Agree : 92.3%

Strongly agree: 7.7 %

2.1.14 Washroom facilities:

Agree : 88.5 %

Strongly agree: 7.7 %

2.1.15 Classroom environment :

Agree : 84.6%

Strongly agree: 15.4%

2.1.16 Transport facility to the college :

On vehicle : 73%

Walking : 26.9%

2.1.17 Distance from college to residence :

1 to 5 km : 57.7%

6 to 10 km : 15.4%

More than 20 km: 15.4%

2.2. Parents Responses :

2.2.1 Transformation after the completion of the course:

Good : 65.2%

Excellent : 21.7%

2.2.2 Remedial course Rate :

Good : 50.7%

Fair : 33.3 %

Excellent : 15.9 %

2.2.3 Placement Rate :

Good : 53.6%

Fair : 31.9 %

Excellent : 14.5 %

2.2. 4 Additional course Rate :

Good : 53.6%

Fair : 33.3 %

Excellent : 13 %

2.2.5 Depth and load of course content :

Good : 37.7%

Fair : 56.5 %

Excellent : 5.8 %

2.2.6 Curriculum helps intra and interpersonal skill :

Good	: 62.3%
Fair	: 29%
Excellent	: 8.7 %

2.2.7 Other curricular activities :

Good	: 59 %
Fair	: 27.5%
Excellent	: 13 %

2.2.8 Courses included in the semester :

Good	: 69.6%
Fair	: 21.7 %
Excellent	: 8.7 %

2.2.9 Self learning curriculum :

Good	: 58 %
Fair	: 37.7 %

2.2.10 Availability of text and reference books :

Good	: 66.7%
Fair	: 23 %
Excellent	: 10 %

2.3. Students Responses :

2.3.1 Guidance and counselling :

Agree	: 44.2 %
Satisfactory	: 29.3%
Strongly disagree	: 19.4 %

2.3.2 Teacher encourage :

Agree	:	44.2%
Strongly agree	:	23.7%
Satisfactory	:	30 %

2.3.3 Teachers use modern ICT :

Agree	: 42.4%
Strongly agree	: 22.1%
Satisfactory	: 32.5%

2.3.4 Attention to economically weaker students :

Agree	: 53.5%
Strongly agree	: 11.3%
Satisfactory	: 42.5%

2.3.5 Teachers punctuality towards classes:

Agree	: 48.4%
Strongly agree	: 18.7%
Satisfactory	: 29.3%

2.3.6 Students active involvement in classes:

Agree	: 49.5%
Strongly agree	: 21.7%
Satisfactory	: 26.5%

2.3.7 Subjects to the real life:

Agree	: 44.2%
Strongly agree	: 21.9%
Satisfactory	: 31.3%

2.3.8 Covering syllabus on time:

Agree	: 46.8%
Strongly agree	: 21.7%
Satisfactory	: 29.3%

2.3.9 Teachers topic explanation :

Agree	: 47%
Strongly agree	: 22.8%
Satisfactory	: 26.7%

2.3.10 Periodical assessments :

Agree	: 48.8%
Strongly agree	: 15.4%
Satisfactory	: 31.8%

2.3.11 Non traditional methods adopted :

Agree	: 49.8%
Strongly agree	: 19.4%
Satisfactory	: 28 %

2.4. Alumni Responses :

2.4.1 Structure of syllabus:

Good	: 89%
Fair	: 8.5%

2.4.2 Curriculum related to current trends :

Good	: 42.6%
Fair	: 55%

2.4.3 Semester system with global trends :

Good	: 51%
Fair	: 46.8 %

2.4.4 Availability of study materials :

Good	: 46.8%
Fair	: 53 %

2.4.5 Courses are challenging :

Good	: 46.8%
Fair	: 51%

2.4.6 Depth and load of course contents :

Good	: 57.4%
Fair	: 42.6%

2.4.7 Assess of the degree programme :

Good	: 51%
Fair	: 49%

2.4.8 Sequence of the programme :

Good	: 70%
Fair	: 30%

2.4.9 courses related to intra and inter personal skill :

Good	: 44.7%
Fair	: 55.3%

2.4.10 Courses related to Job and future aspiration :

Good	: 61.7%
Fair	: 38%

3. Findings :

Major findings are provided based on the feedback analysis :

3.1 Feedback of the Teacher, Library and Office staff :

- 3.1.1 Majority of the respondent (82.2%) agree Course/Syllabus have good balance between the theory and application .
- 3.1.2 Most of the respondent (91%) agree that the objectives of the syllabi are well defined.
- 3.1.3 Most of the respondent (92.3%) agree that the prescribed books/journals reference materials are relevant, updated and cover the entire syllabi .
- 3.1.4 More than three fourth of the respondent (78.6%) agree that the Course/Syllabus increase interest, knowledge etc. in the subject area.
- 3.1.5 Majority of the of the respondent (81.2%) agree about Freedom to adopt new techniques for teaching.
- 3.1.6 More than three fourth of the respondent (78.6%) agree for freedom to adopt new techniques for students assessment .
- 3.1.7 More than three fourth of the respondent (78.6%) agree that the test and examinations are conducted well in time with covering syllabus.
- 3.1.8 More than four fifth of the respondent (87.3%) agree that the prescribed books are available sufficiently in the library.
- 3.1.9 More than four fifth of the respondent (86.3%) agree that College environment is conducive to teaching.
- 3.1.10 More than four fifth of the respondent (82.5%) agree that Teacher friendly administration.
- 3.1.11 More than four fifth of the respondent (85%) agree that the college provides adequate faculty development opportunities .
- 3.1.12 Most of the respondent (94.9%) agree that the ICT infrastructure of the college is adequate.
- 3.1.13 Majority of the respondent (93.7%) agree that the Teachers space in canteen is available.

- 3.1.14 Most of the respondent (92.5%) agree that the Toilets/ Washrooms are cleaned and properly maintained.
- 3.1.15 Most of the respondent (91%) agree that the Classroom environment is suitable and regularly well maintained .
- 3.1.16 More than half of the respondent (68%) come to college through own vehicles against 22% through public transport and only 10% by walk.
- 3.1.17 More than half of the respondent (63.7%) reside within 5 Km from college .

3.2 Feedback of the Students:

- 3.2.1 Nearly half of the respondents (44.2) agree that the teachers provide guidance and counselling in academic and non -academic matters against 29.3 % responses find satisfactory.
- 3.2.2 More than two fifth of the responded (44.2%) agree that teacher encourages students participation in class followed by satisfactory (30%) and strongly agreed (23.7 %).
- 3.2.3 More than two fifth of the responded (42.4%) agree that the teachers use modern ICT in the class room teaching followed by satisfactory (32.5%) and strongly agree(22.1%)
- 3.2.4 More than half of the responded (53.5%) agree that the teacher pay attention to academically weaker students followed by satisfactory (42.5%) and strongly agree(11.3%)
- 3.2.5 More than two fifth of the responded (48.4%) agree about the teacher are regular and punctual in class followed by satisfactory with 29.3%.
- 3.2.6 More than two fifth of the responded (49.5%) agree that the teacher invite opinion and questions from students followed by satisfactory with 26.4%.
- 3.2.7 More than two fifth of the responded (44.2%) agree with the teacher links the subjects to real life experiences followed by 31.3 % with satisfactory and 21.8 % with strongly agree.
- 3.2.8 About half of the responded (46.8%) agree that the teacher cover the entire syllabus in time followed by satisfactory (29.2%) .

- 3.2.9 More than two fifth of the responded (47%) agree the teacher explain the topic efficiently followed by 26.7 % with satisfactory and 22.8 % with strongly agree.
- 3.2.10 About half of the responded (48.8%) agree that the periodic assessments are conducted as per schedule followed by 31.8 % with satisfactory .
- 3.2.11 About half of the responded (49.8%) agree that the teacher also use non traditional methods for evaluation. followed by 28.3 % with satisfactory .

3.3 Feedback of the Alumni:

- 3.3.1 Most of the respondent feel good (89.%) about the structure of syllabus.
- 3.3.2 More than half of the respondent feels fair (55%) about the curriculum is match with current trends followed by good with 42.6% response rate.
- 3.3.3 Half of the alumni (51%) feels good about semester system which is competent to both national and global trends followed by fair with response rate 46.8%.
- 3.3.4 About half of the respondent (53%) feels fair in availability curriculum oriented of study materials in market followed by good (46.8%).
- 3.3.5 Half of the alumni (51%) feels that the course undertaken was fairly challenging and constructive followed by goods with response rate (46.8%).
- 3.3.6 More than half (57.4%) of the alumni find good the depth and load of course content followed by fair with response rate (42.6%).
- 3.3.7 About half of the alumni (51%) assess the undergraduate program as good followed by fair with response rate 49%.
- 3.3.8 Nearly two third of the responded (70%) rated as good the sequence of the courses followed b fair (30%).
- 3.3.9 More than half of the alumni (55.3%) feels that the curriculum helps in improvement of inter and intrapersonal skills followed by good (44.7%).
- 3.3.10 Three fifth of the respondent rated (61.7%) the curriculum is relevant to job and future aspiration followed by fair(38%).

3.4 Feedback of the Parents:

- 3.4.1 More than half of the parents (65.2%) rated as good for transformation of their child after course completion followed by excellent (21.7%).
- 3.4.2 Half of the respondent (50.7%) rated as good for the remedial classes followed by fair(33.3%).
- 3.4.3 More than half of the parents (53.6%) rate the curriculum bases job placement followed by fair(31.9%).
- 3.4.4 More than half of the parents (53.6%) rate the additional courses offered by the college followed by fair(31.3%).
- 3.4.5 About three fifth of the parents (56.5%) rate as fair for the depth and load of course content followed by good(37.7%).
- 3.4.6 More than three fifth of the parents (62.3%) rated as good for curriculum helped the learner to improve their inter and intrapersonal skills followed by fair (29%).
- 3.4.7 About three fifth of the parents (59%) rate exposur to other curriculum activities followed by fair (27.5%).
- 3.4.8 About seven tenth of the respondent (69.6%) responded as good for quality and relevance of the course content followed by fair (21.7%)
- 3.4.9 Nearly six tenth (58%) parents responded as good for opportunity in the curriculum for self -learning followed by fair (37.7%).
- 3.4.10 Nearly seven tenth (66.7%) respondent feels good for availability of text and reference books followed by fair (23%).

FEEDBACK ANALYSIS ON
COURSE CURRICULAM AND OVERALL FACILITIES AND SERVICES
OF
BIR LACHIT BORPHUKAN COLLEGE, SIVASAGAR, ASSAM
(2017-18)
AND ITS RECOMMENDATION AND CONCLUSION

4. Recommendation and conclusion :

- 4.1 As more than half of the respondents do not strongly agree with the present course, syllabus and prescribed books etc. The feedback responses may be sent to the concerned university for proper justification.
- 4.2 The tests and examinations must be conducted well in time covering all units of the syllabus.
- 4.3 The prescribed text and reference books with maximum quantity made available in the college central library.
- 4.4 The modern ICT tools and techniques must be maximally used in college for study and research. So, the ICT infrastructure be increased adequately.
- 4.5 Some more separate Toilets/Washrooms be provided for both ladies and gents.
- 4.6 The sports, music and other co - curricular activities and their required infrastructure and facilities be increased.
- 4.7 Some skill based courses may be introduced for the youngsters.
- 4.8 More remedial classes be arranged in the college for the slow learners.


Dr. Ramesh Mohan Dev Sarma
Associate Professor
Hazare College, Sivasagar (Assam)

- 4.9 Some more career counseling programmes be arranged by the college for the student community.
- 4.10 The involvement of the alumni be increased by organizing frequent meetings.
- 4.11 There is ample scope for beautification of the campus.
- 4.12 The faculty members may exercise innovative practices for the entire greater interest of the college.
- 4.13 The yoga and other such traditional and other new subjects may be introduced to help the student community.
- 4.14 The faculty members be motivated for MRP and other funding research work to generate fund end enhance quality education.



05/06/2018

Dr. Rajendra Mohan Dev Sarma
Librarian (Associate)
Nazira College, Sivakapuri (K.S.V.M.)

(Dr. Rajendra Mohan Dev Sarma)
MA.MLISc.MBA.BEd.BMus.PhD
Librarian (Associate), Nazira College

Feedback analysis (2018-19)

Bir Lachit Borphukan College, Sivasagar

Dr. Bidyananda Borkakoty

HoD & Associate Professor, Dept of Education

Gargaon College

Students' feedback

From the students' feedback, it is clear that regarding the completion of the syllabus by the teacher, 31.41 percent of students responded that the completion of the syllabus by the teacher is excellent, 63.97 percent of students responded it as good, 12.70 percent considered it as fair and rest 3.43 percent of students considered it as poor. Perhaps the last two groups of students are either slow learners or irregular students.

It is seen that 23.33 percent of students rated their satisfaction regarding the understanding of chapter or course taught by the teachers as excellent, 68.63 percent rated as good and the rest 5.77 percent rated as fair and only 2.54 percent students are not satisfied with understanding of chapter or course taught by the teachers.

Regarding the design of the curriculum to enhance their employability, it is clear that 27.71 percent of students responded strongly agree option, 63.51 percent of students agreed with this point, 9.47 percent of students disagreed and 5.31 percent students responded this statement as strongly disagree. This indicates that majority of students responded positively regarding the design of the curriculum to enhance their employability and a few considered that the curriculum is not designed to enhance their employability. The curriculum developer must give more emphasis to include more contents regarding the enhancement of employability skills of the students.

Regarding relevance of courses and revised of course at reasonable intervals, 23.79 percent of students choose strongly agree option, 69.51 percent responded the agree option and a few choose disagree and strongly disagree options i.e., 5.08 percent and 1.62 percent respectively.

11.32 percent of students responded that the courses they have studied enhanced their knowledge, skills and capabilities. 86.60 percent of students reacted agree option in this point. Only 2.07 percent students disagreed with this statement. No students were strongly disagreed with this point.

96.54 percent of students opined that the carrier counseling cell of the college has organized workshop or seminar for carrier development. 3.46 percent of students negatively reacted with this point which is not so much significant. Perhaps they are not actively involved in workshops or seminars and they may be absentee in workshops or seminars organized by the college.

It is seen that 93.07 percent of students opined that the expectation from their department were satisfactory, whereas 6.93 percent were against of it.

It is seen that 86.60 percent of students' interaction with the administration of the college is good and 13.16 percent of students opined that the interaction with the administration of the college is poor.

Evaluating the feedback from students, it is found that the course followed by this college is suitable to enhance knowledge, skills and capabilities of students. The authority must try to attract the students to interact with them and try to create feelings that the authority is their friend, philosopher and guide.

TEACHERS' FEEDBACK:

Regarding Teachers' feedback, it is found that 26.92 percent of teachers strongly agreed with the view that the course or syllabi taught by them have a good balance between theory and application, 73.7 percent of teachers agreed with this view, no one is disagreed, neither or nor disagreed with this view. This proves that syllabi or course taught by them is valid as well as reliable too.

It is seen that 26.92 percent of teachers strongly agreed with the view that the objectives of syllabi are well defined; 73.7 percent of teachers agreed with this view; no one is disagreed, neither or nor disagreed with this view. This proves that the objectives of syllabi taught by them are relevant and suitable for students.

The feedback by the teachers exhibits that 26.92 percent of teachers strongly agreed with the view that books or journals etc. prescribed or listed as reference materials are relevant, update and cover the entire syllabi and 73.7 percent of teachers agreed with this view; no one is disagreed, neither or nor disagreed with this view. It shows a positive point of the college.

The feedback by the teachers shows that 38.42 percent of teachers strongly agreed with the view that the course or syllabi of the subjects taught by them increased their interest, knowledge, and perspective in the subject area; 61.54 percent of teachers agreed with this view; no one is disagreed, neither or nor disagreed with this view.

It is seen that 73.7 percent of teachers agreed that the college has given them full freedom to adopt new techniques in teaching learning process and 26.92 percent of them strongly agreed to the same statement. No one is disagreed, neither or nor disagreed with this statement. This shows clearly that teachers of this college can apply any innovative approaches as they like.

It is found that 15.38 percent of teachers strongly agreed with the statement that they have enough freedom to adopt new strategies of testing and assessment of students' achievement; 84.61 percent of teachers were agreed with this statement. No one is disagreed, neither or nor disagreed with this statement. It reflects that the college has provided full freedom to the teachers to adopt new strategies of testing and assessment of students' achievement.

23.8 percent of teachers are strongly agreed with the statement that tests and examinations are conducted well in time with proper coverage of all units in the syllabus and 76.93 percent of them agreed with this statement. It shows a positive aspect of the college regarding examination and evaluation.

80 percent of teachers responded that the prescribed books are available in the library in sufficient numbers, 7.69 percent teachers are strongly agreed with this statement. Only 7.7 percent were disagreed and 3.85 percent were neither agreed nor disagreed with this statement. This indicates that the library of the said college has availability of books.

73.7 percent of teachers agreed that the environment in the college is conducive to teaching, 23.8 percent of them were strongly agreed to this statement. Only 3.85 percent of them neither agreed nor disagreed which can be ignored in this regard. We may conclude that the environment of the college is conducive to teaching effectively.

Regarding the administration, 80.77 percent of teachers were agreed that the administration in the college is conducive to teaching, 19.23 percent of the total teachers were strongly agreed to this point, no one found against of this statement. So, we may conclude that the administration of the said college is also effective as well as democratic in nature.

88.46 percent of teachers were agreed that the college provides adequate opportunities and support to faculty members for upgrading their skills and qualifications and 7.69 percent of them were strongly agreed with this statement. No any disagree response was found in this statement. Only 3.85 percent of them were neither agreed nor disagreed with this statement. So, we may conclude that the college environment is always supportive to faculty members.

84.61 percent of teachers opined that ICT facilities in the college are adequate and satisfactory and 7.69 percent of them were strongly agreed with this statement. 7.7 percent of them were neither agreed nor disagreed to this statement. The responses exhibit that ICT facilities are also sufficient in the college premises.

88.46 percent of teachers opined that the separate space in the canteen is available for teachers, the classrooms are clean and well maintained. 11.54 percent of them strongly agreed with the statement that the separate space in the canteen is available for teachers and 7.69 percent of them were strongly agreed that the classrooms are clean and well maintained. No responses

were found against of this statement. So, it is clear that the canteen and the classrooms are adequate and healthy for the teacher of the college.

Toilets and washrooms are clean and properly maintained as per opinion of 92.31 percent of teachers and 7.69 percent of them were strongly agreed with this view. No teachers were found against of this statement.

It is observed that 84.61 percent of teachers commute to the college by their own vehicles, 11.54 percent of them by public transport and only 3.85 percent commute to the college by walking.

The distance of college from their residence are 1 to 5 kms (for 57.69 percent of teachers); 6-10 km (for 7.69 percent of teachers); 11-15 km (for 7.69 percent of teachers); 16-20 km (for 3.85 percent of teachers) and more than 20 km(for 23.08 percent of teachers).

LIBRARY FEEDBACK

Regarding Library Feedback, it is found that 100 percent of library staffs were agreed with the view that the course or syllabi taught by them have a good balance between theory and application. No one is disagreed, neither or nor disagreed with this view. This proves that syllabi or course taught by them is valid as well as reliable too.

It is seen that 100 percent of library staffs were agreed with the view that the objectives of syllabi are well defined; no one is disagreed, neither or nor disagreed with this view. This proves that the objectives of syllabi taught by them are relevant and suitable for students.

The feedback by the library staffs exhibits that 100 percent of them agreed with the view that books or journals etc. prescribed or listed as reference materials are relevant, update and cover the entire syllabi; no one is disagreed, neither or nor disagreed with this view. It shows a positive point of the college.

The feedback by the library staffs shows that 100 percent of them strongly agreed with the view that the course or syllabi of the subjects taught by them increased their interest, knowledge, and perspective in the subject area; no one is disagreed, neither or nor disagreed with this view.

It is seen that 66.66 percent of library staffs agreed that the college has given full freedom to them to adopt new techniques in teaching learning process and 33.33 percent of them strongly agreed to the same statement. No one is disagreed, neither or nor disagreed with this statement. This shows clearly that the library staffs of this college can apply any innovative approaches as they like.

It is found that 33.33 percent of library staffs strongly agreed with the statement that that they have enough freedom to adopt new strategies of testing and assessment of student's achievement; 66.66 percent of library staffs were agreed with this statement. No one is disagree, neither or nor disagree with this statement. It reflects that the college has provided full freedom to the library staffs to adopt new strategies of testing and assessment of student's achievement.

33.33 percent of library staffs are strongly agreed with the statement that tests and examinations are conducted well in time with proper coverage of all units in the syllabus and 66.66 percent of them agreed with this statement. It shows a positive aspect of the college regarding examination and evaluation.

100 percent of library staffs responded that the prescribed books are available in the library in sufficient numbers. This indicates that the library of the said college has availability of books.

100 percent of library staffs agreed that the environment in the college is conducive to teaching. We may conclude that the environment in the college is conducive to teaching effectively.

Regarding the administration, 66.66 of library staffs were agreed that the administration in the college is conducive to teaching, 33.33 percent of the library staffs were strongly agreed to this point, no response was found against of this statement. So, we may conclude that the administration of the said college is effective as well as democratic in nature.

66.66 percent of library staffs were agreed that the college provides adequate opportunities and support to faculty members for upgrading their skills and qualifications and 33.33 percent of them were strongly agreed with this statement. No any disagree response was found in this statement. So, we may conclude that the college environment is always supportive to faculty members.

100 percent of library staffs opined that ICT facilities in the college are adequate and satisfactory. The response shows that ICT facilities are also sufficient in the college premises.

100 percent of library staffs opined that the separate space in the canteen is available for teachers; the classrooms are clean and well maintained. So it is clear that the canteen and the classroom are adequate and healthy for the library staffs of the college.

Toilets and washrooms are clean and properly maintained as per opinion of 100 percent of library staffs. No library staffs were found against of this statement.

It is observed that 66.66 percent of library staffs commute to the college by their own vehicles, 33.66 percent of them commute to the college by public transport.

The distance of college from their residence are 1 to 5 kms (for 66.66 percent); 6-10 km 16-20 km (for 33.33 percent of library staffs) .

ALUMNI FEEDBACK ANALYSIS:

After analyzing alumni feedback, it is seen that 6 percent of alumni rated that the structure of syllabus prescribed for the programme is excellent, 62 percent rated it as good, 32 percent rated it as fair. No one is dissatisfied with the structure of syllabus prescribed for the programme. This proves that the structure of syllabus prescribed for the Programme was suitable to them.

Against the question", Is semester system being in relation to national and global trends?" 2 percent of alumni rated it as excellent, 44 percent rated it as good, 54 percent rated it as fair and no one is dissatisfied with the semester system related with national and global trends. From such type of responses, we may conclude that the curriculum followed by the college is a balanced type of curriculum and the alumni of this college will be able to adjust national and global trends.

2 percent of alumni rated that the availability of materials and references regarding curriculum in NLIST, DELNET, website and market is excellent, 44 percent rated it as good, 52 percent rated it as fair. Only 2 percent alumni were not satisfied regarding the availability of materials and references. So, we may conclude that the alumni of this college have a positive attitude regarding the availability of materials and references.

Regarding the statement that 'the course offered under your programme was challenging and constructive', 50 percent of alumni reacted it as good and another 50 percent reacted it as fair. So, we may conclude that the alumni of this college have a positive attitude regarding the programme.

60 percent of alumni rated that the depth and load of course content was good, 40 percent rated it as fair. We may conclude that depth and load of course content did not hamper them in learning process.

For 66 percent of alumni, the B.A. Programme offered by the college was good, 34 percent rated it as fair. It proves that the programme offered by the college was adequate and valuable according to the needs of the alumni.

Regarding the sequence of the courses included in the programme, 62 percent of alumni rated it as good, 38 percent rated it as fair. So we may conclude that the sequence of the programme offered by the college has positive aspects.

52 percent of alumni rated that the curriculum helped them to improve their inter and interpersonal skills, 48 percent of them rated it as fair. So, we may conclude that the curriculum followed by this college is suitable to improve the inter and interpersonal skills of Alumni.

60 percent of alumni rated that the curriculum was relevant to their job and future aspirations, 40 percent of them rated the statement as fair. This is also a positive point of the college.

PARENTS FEEDBACK ANALYSIS:

From parents' feedback, it is found that 45 percent of parents rated the transformation of their children after the completion of the courses as excellent, 48.33 percent rated it as good and the rest 6.66 percent of them rated it as fair.

Regarding the rating of the extent of remedial classes for the slow learners, 45 percent of parents rated it as excellent, 35 percent rated it as good, 20 percent of them rated it as fair. It proves that the college has given special emphasis on remedial classes for slow learners.

It is seen from the feedback of parents that 26.66 percent of parents rated the curriculum related with job-oriented exam as excellent, 56.66 percent of them rated this statement as good, 16.6 percent of them rated it as fair. So, we may conclude that the college has given special care regarding curriculum and job market.

Regarding additional courses offering in the college, 15 percent of parents rated it as excellent, 25.66 percent rated it as good 58.33 percent rated it as fair. Such type of rating indicates that the college has given special care on additional and variety of courses as per the needs of the society as well as students.

The parent's feedback shows that 21.66 percent of parents rated the depth and the load of course content learned by students as excellent ,38.33 percent rated it as good and the rest 40 percent rated it as fair. Such type of rating shows that the parents were satisfied with the depth and the load of course content learned by students in the college.

40 percent of parents rated excellent regarding that the curriculum is helpful to improve inter and interpersonal skills of students, 35 percent of them rated it as good and 25 percent of parents rated it as fair. The positive responses to this statement indicate that the curriculum followed by this college is helpful for improving the qualities as well as developing the skills of students.

It is seen from Parents' feedback that 23.33 percent of parents rated the extent of exposure to other curricular activities as excellent, 58.33 percent rated it as good ,18.33 percent rated it as fair.

It is found that 36.66 percent of parents rated the quality and relevance of the courses included in the semester as excellent, 48.33 percent rated it as good and 25 percent rated it as fair. Such type of positive responses of parents indicates that this affiliated college is able to maintain the validity and reliability of the course effectively.

Regarding the opportunities for self-learning in the curriculum 36.66 percent of parents rated it as excellent, 45 percent rated it as good and the rest of 18.33 percent of them rated it as fair. From such type of rating, it is clear that the college encouraged the students for self-learning by adopting a student friendly curriculum.

Regarding the availability of text and references books in the market, NLIST, DELNET, websites and college library, 26.66 percent of parents rated it as excellent; 55 percent of parents rated it as good, 18.33 percent rated it as fair. So, we may conclude that the parents of the students have a positive attitude regarding the availability of text and references.

Bidyanta Borkakoty
Asst. Educator
1/7/28

Dr. Bidyananda Borkakoty
HoD & Associate Professor
Department of Education
Gargaon College

STAKEHOLDERS FEEDBACK ANALYSIS
ON
COURSE CURRICULAM AND OVERALL FACILITIES AND
SERVICES
OF
BIR LACHIT BORPHUKAN COLLEGE, SIVASAGAR, ASSAM
2020-21

BY

DR. RAJENDRA MOHAN DEV SARMA

MA., M.LISc., MBA., BEd., BMus., PhD

Librarian (Associate), Nazira College

Email: rmdevsarma@gmail.com

Contact No.9085926416


Dr. Rajendra Mohan Dev Sarma
Librarian (Associate)
Nazira College, Sivasagar (Assam)

FEEDBACK ANALYSIS AND ACTION TAKEN REPORT OF THE COLLEGE ON FEEDBACK REPORT, 2020-2021

The feedback analysis report of students, teachers, parents and alumni is prepared on the basis of the data collected by the BLB College, Sivasagar, Assam from all the stakeholders. The feedback forms are sent to all the stakeholders to evaluate the functioning of the College during the session 2020-2021 to foster a good learning experience for the students. The process of circulation, distribution of feedback forms and collection of filled feedback forms is conducted by the IQAC Cell.

Feedback Categories Received

1. Students Feedback
2. Teachers Feedback
3. Alumni Feedback
4. Parents Feedback

Feedback Type : Online
Feedback Format : Google Form
Direct Link URL :

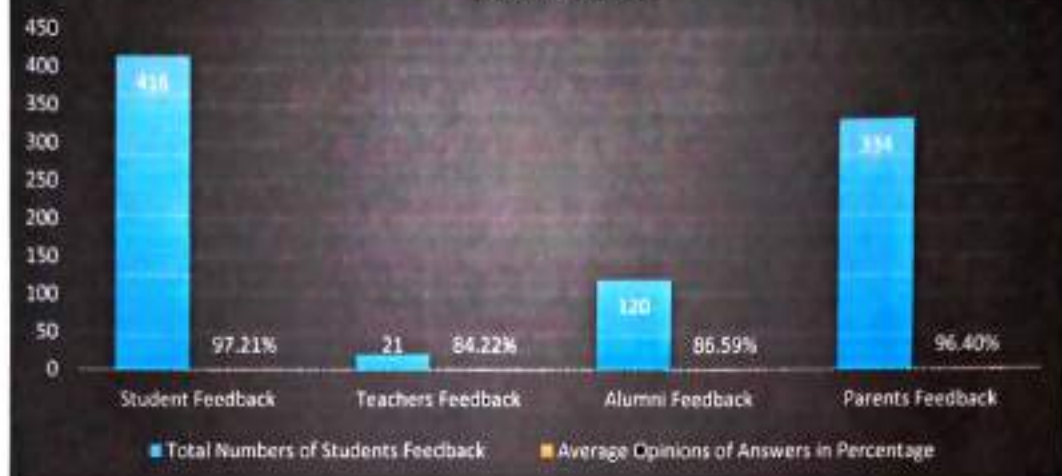
Scale of the Feedback

(A) Strongly Agree	80 % to 100%	Grade A	Excellent
(B) Agree	60 % to 79%	Grade B	Good
(C) Not Sure	40% to 59%	Grade C	Average
(D) Disagree	20% to 39%	Grade D	Fair
(E) Strongly Disagree	0% to 19%	Grade E	Poor

Summary of Statistics of Feedback Received

Sl. No.	Feedback Category	Total Numbers of Stakeholders Feedback	Average Opinions of Answers in Percentage
1	Students Feedback	416	97.21%
2	Teachers Feedback	21	84.22%
3	Alumni Feedback	120	86.59%
4	Parents Feedback	334	96.4%

Feedback Analysis of All Stakeholders 2020-2021



The graph shows that the average opinions of answers in percentages of the feedback responses of all stakeholders is found to be at 91.1 percent scaling the response at Grade A (80-100).

A. REPORT OF STUDENTS' FEEDBACK ANALYSIS FOR THE ACADEMIC YEAR 2020-2021

Category	: Students' Feedback
Total Number of Students' recorded feedback	: 416
Total Number of questions attempted	: 23
Feedback Type	: Online
Feedback Format	: Google Form
Website link for the Form	:

Students are the integral part of the College and their involvement in the College activities determines the quality of education being provided by the institution. The feedbacks collected from students are important for improving the quality and distinctiveness of the College.

Focus on the Student Feedback Form

The Students' Feedback form focuses on the following issues:

1. Infrastructure facilities of the College.
2. Curriculum of the courses and its relevance.
3. Courses enhancing their knowledge and employability.
4. Assessing the use of resources such as library, books, digital resources along with the teaching aids used in the classrooms.
5. Teachers' full involvement in the development of a complete and expansive education in the College.
6. The methodology employed by the faculty is appropriate for the curriculum.
7. Library holding courses of the curriculum.

8. Role of the College in taking steps preventing the COVID-19 infection.

Tabular Analysis of Students' Feedback Response

Sl. No of questions	Nature of Question	Total No. of Responses	Specific Head of Responses & Total No. of Responses	Percentage of Total Responses
1	Aware of facilities available in CBCS	416	Yes - 388 Nos. No - 28Nos.	93.3%
2	Teachers cover complete syllabus and your understanding of the courses.	416	Excellent - 217 Nos. Good - 191 Nos. Fair - 6 Nos. Poor - 2 Nos.	98.1%
3	The curriculum is designed to enhance employability.	416	Strongly Agree - 155 Nos. Agree - 253 Nos. Disagree - 5 Nos. Strongly Disagree - 3 Nos.	98.1%
4	The courses you study are relevant and contents are revised at reasonable intervals.	416	Strongly Agree - 155 Nos. Agree - 247 Nos. Disagree - 12 Nos. Strongly Disagree - 2 Nos.	96.7%
5	The courses you study have enhanced your knowledge	416	Strongly Agree - 146 Nos. Agree - 255 Nos. Disagree - 11 Nos. Strongly Disagree - 4 Nos.	96.4%
6	Career Counselling Cell organizes workshop / webinar	416	Yes - 381 Nos. No - 35Nos.	91.6%
7	Expectation from your department is satisfactory	416	Excellent - 212 Nos. Good - 194 Nos. Fair - 6 Nos. Poor - 4 Nos.	97.6%
8	Have you interacted with the administration of the college	416	Excellent - 153 Nos. Good - 255 Nos. Fair - 5 Nos. Poor - 3 Nos.	98.1%
9	Assess your interaction with the Office Staff	416	Excellent - 146 Nos. Good - 254 Nos. Fair - 14 Nos. Poor - 2 Nos.	96.2%
10	Assess your view about the library	416	Excellent - 169 Nos. Good - 238 Nos. Fair - 8 Nos. Poor - 1 Nos.	97.8%
11	Plan to do after graduation	416	Pursue Higher Education - 146 Nos. Look out a job - 187 Nos. Start a business - 35 Nos. Others - 48 Nos.	100%
12	Teachers refer to latest development in Teaching learning process	416	Very Good - 249 Nos. Good - 153 Nos. Fair - 8 Nos. Satisfactory - 5 Nos. Unsatisfactory - 1 No.	96.7%
13	Faculty members available and	416	Very Good - 185 Nos.	94.2%

- Analysis Report on Students Feedback Forms received (2020-2021)**
- The feedback of students was collected through online process using the google form by Web link address: & Direct Link URL:
 - The feedback of students was collected from a total of 416 students of the BLB College, Sivasagar.
 - The student feedback form is comprised of 23 close-ended questions. A major portion of the heads of responses is developed to measure the students' perception of how the academic courses and the teachers help

Average Rating		Average Rating	
14	Teacher takes full class as per allotted time	416	96.9%
15	Teacher encourages the participation and discussion	416	97.7%
16	Teacher discusses the subject in detail	416	99.8%
17	Teacher takes class with complete understanding	416	98.4%
18	Teacher is available for counseling & guidance in the academic matters	416	97.1%
19	Teacher possesses deeper knowledge on the subject	416	96.5%
20	Opinions on the holdings of the courses in the library.	416	96.95%
21	COVID-19 awareness Programme	416	100%
22	College taken any step to prevent COVID-19 infection	416	97.8%
23	Will you join BLB College Alumni Association (BLBCAA)	416	100%
		416	97.21%
		Good - 207 Nos. Fair - 9 Nos. Satisfactory - 13 Nos. Unsatisfactory - 2 Nos.	
		Every Time - 344 Nos. Often - 18 Nos. Sometimes - 51 Nos. Rarely - 3 Nos. Seldom - 0 Nos.	
		Always - 348 Nos. Sometime - 58 Nos. Often - 5 Nos. Not Often - 1 Nos. Never - 4 Nos.	
		Strongly Agree - 175 Nos. Agree - 214 Nos. Neutral - 20 Nos. Disagree - 5 Nos. Strongly Disagree - 2 Nos.	
		Always - 337 Nos. Often - 24 Nos. Sometimes - 43 Nos. Rarely - 6 Nos. Never - 6 Nos.	
		Strongly Agree - 181 Nos. Agree - 220 Nos. Neutral - 15 Nos.	
		Very Good - 190 Nos. Good - 213 Nos. Fair - 5 Nos. Satisfactory - 7 Nos. Unsatisfactory - 1 Nos.	
		Yes - 357 Nos. No - 59 Nos.	
		Yes - 322 Nos. No - 85 Nos.	
		Yes - 361 Nos. No - 55 Nos.	

them to enhance their knowledge about the courses and prepare them to enrich their career.

Rating and Scale of Responses Under Specific Heads

- Average rating of students' feedback response found to be at 97.21percent.
- The scale for opinion of students' found to be at Rank A (80-100).

Observations and Outcomes

The feedback analysis shows that 93.2% of the students were aware of the facilities provided by the CBCS. 52.16% of the students found that teachers covering the syllabus and their understanding of the courses was excellent. 60.8% of the students agreed that the curriculum was designed to enhance employability for them. 59.3% of the students agreed that the courses they studied were relevant and contents were revised at the reasonable intervals. 61.2% of the students agreed that the courses they studied enhanced their knowledge. 91.5% of the students said that career counselling cell have been organizing workshops and webinars for students' knowledge enhancement. 50.9% of the students found that their expectation from their department was satisfactory and excellent. 61.2% of the students found that their interaction with the administration of the college was good. 61% of the students assessed that their interaction with the office staff was good. 57.2% of the students assessed that their view about the library was good. 44.9% of the students of the opinion that they have been looking out for a job after graduation. 59.8% of the students found that teachers referred to latest development in teaching learning process was very good. 49.7% of the students felt that the faculty members were very good, they were available and helpful. 82.6% of the students found that teacher have been taking full class every time as per the allotted time. 83.6% of the students were of the opinion that teachers always encouraged their participation and discussion in the classroom. 52.4% of them agreed that teachers discussed the subject in detail. 51.4% of the students agreed that teachers had taken classes with complete understanding. 81% of the students found that the teachers were always available for counseling and guidance in the academic matters. 52.8% of the students found that the teachers possessed deeper knowledge on the subject. 51.2 % of them felt that the holdings of the courses in the library was good. 85.8% of the students were of the opinion that the college had COVID-19 awareness programme. 79.1% of the students felt that the college had taken steps to prevent COVID-19 infection. 86.7% of the students were of the opinion that they would join BLB College Alumni Association (BLBCAA).

Recommendations and Suggestions

1. Blended mode of learning should be a common method of teaching-learning process in the College.
2. Research based learning is important for the comprehensive and holistic development of the learners.
3. LMS and online aids should be introduced by the College.
4. Value added and certificate courses need to be introduced by the College meeting the industrial demands and attaining career opportunities.
5. Students belong to SEDGs should be given free learning facilities through Government funds, College funds etc.

B. REPORT OF TEACHERS FEEDBACK ANALYSIS FOR THE ACADEMIC YEAR 2020-2021

Category	Teachers' Feedback
Total Number of Teachers' recorded feedback	21
Total Number of questions attempted	12
Feedback Type	Online
Feedback Format	Google Form
Website link for the Form	

Teachers play an important role in the teaching-learning process and towards development and enhancement of the quality education. Teachers are the integral part of the College who aim to develop the students' ways of thinking, acting and approaching a field of study. The feedback analysis process emphasizes on the need for teachers' involvement in the quality assurance of excellent education and their active participation towards holistic development of the students.

Focus on the Teachers Feedback Form

The feedback form of teachers focuses on the following issues:

1. Teachers' understanding on CBCS syllabus and its suitable needs.
2. Balance between theory and application in curriculum.
3. Teachers conducting tests, providing assignments, seminars and group discussions.
4. Teachers adopting new strategies/ techniques of teaching and assessment of slow and advanced learners.
5. There is a teaching friendly environment in the College.
6. Teachers' role in NAAC's assessment and accreditation process by the College.
7. The availability of prescribed or reference books and online resources in the library.
8. Adequate opportunities and support provided to the teachers by the College for upgrading their skills and qualification.
9. Infrastructural facilities such as teachers' rooms, reading rooms, cleanliness in classrooms, toilets etc. are available in the College and satisfactory.
10. Games and sports facility are managed by the College within its meagre resource/fund.
11. The teachers are supported by the non-teaching staff of the College.

Tabular Analysis of Teachers' Feedback

Sl. No. of questions	Topic question	Total Responses	Specific Heads of Responses & Total No. of Responses	Percentage of Total Responses
1	CBCS syllabus is suitable need based and course content is followed by corresponding reference materials	21	Excellent - 6 Nos. Good - 14 Nos Satisfactory - 1 Nos. Poor - 0 Nos	95.3%
2	The programme of studies carries sufficient number optional papers and the course has a good balance between theory and application	21	Excellent - 5 Nos. Good - 12 Nos. Satisfactory - 4 Nos. Poor - 0 Nos	100%
3	Tests, examinations,	21	Excellent - 12 Nos.	90.4%

	home assignments, seminars and group		Good – 7 Nos. Satisfactory – 2 Nos. Poor – 0 Nos.	
4	Teacher has the freedom to adopt new strategies / techniques of teaching and assessment of slow and advanced learner	21	Excellent – 5 Nos. Good – 13 Nos. Satisfactory – 3 Nos. Poor – 0 Nos.	85.9%
5	The overall environment and administration in the college is teaching friendly	21	Excellent – 10 Nos. Good – 10 Nos. Satisfactory – 1 Nos. Poor – 0 Nos.	95.4%
6	I am aware of the urgency and my role in NAAC's assessment and accreditation by the college	21	Excellent – 11 Nos. Good – 9 Nos. Satisfactory – 1 Nos. Poor – 0 Nos.	96.2%
7	The availability of required Books and online resources in the library	21	Excellent – 3 Nos. Good – 13 Nos. Satisfactory – 5 Nos. Poor – 0 Nos.	100%
8	Opportunities and support provided by the college for upgrading your skills and qualification	21	Excellent – 4 Nos. Good – 15 Nos. Satisfactory – 2 Nos. Poor – 0 Nos.	90.4%
9	Cleanliness in classrooms, teacher's rooms, reading rooms, toilets etc. are available in the college.	21	Excellent – 2 Nos. Good – 13 Nos. Satisfactory – 6 Nos. Poor – 0 Nos.	71.5%
10	Games and sports facility managed by the college within its meagre resource / fund.	21	Excellent – 3 Nos. Good – 15 Nos. Satisfactory – 3 Nos. Poor – 0 Nos.	85.6%
11	Support from Non-teaching staff.	21	Excellent – 9 Nos. Good – 12 Nos. Satisfactory – 0 Nos. Poor – 0 Nos.	100%
12	Any other suggestions	-	-	-
	Average Response			84.22%

Analysis Report on Teachers' Feedback Forms received (2020-2021)

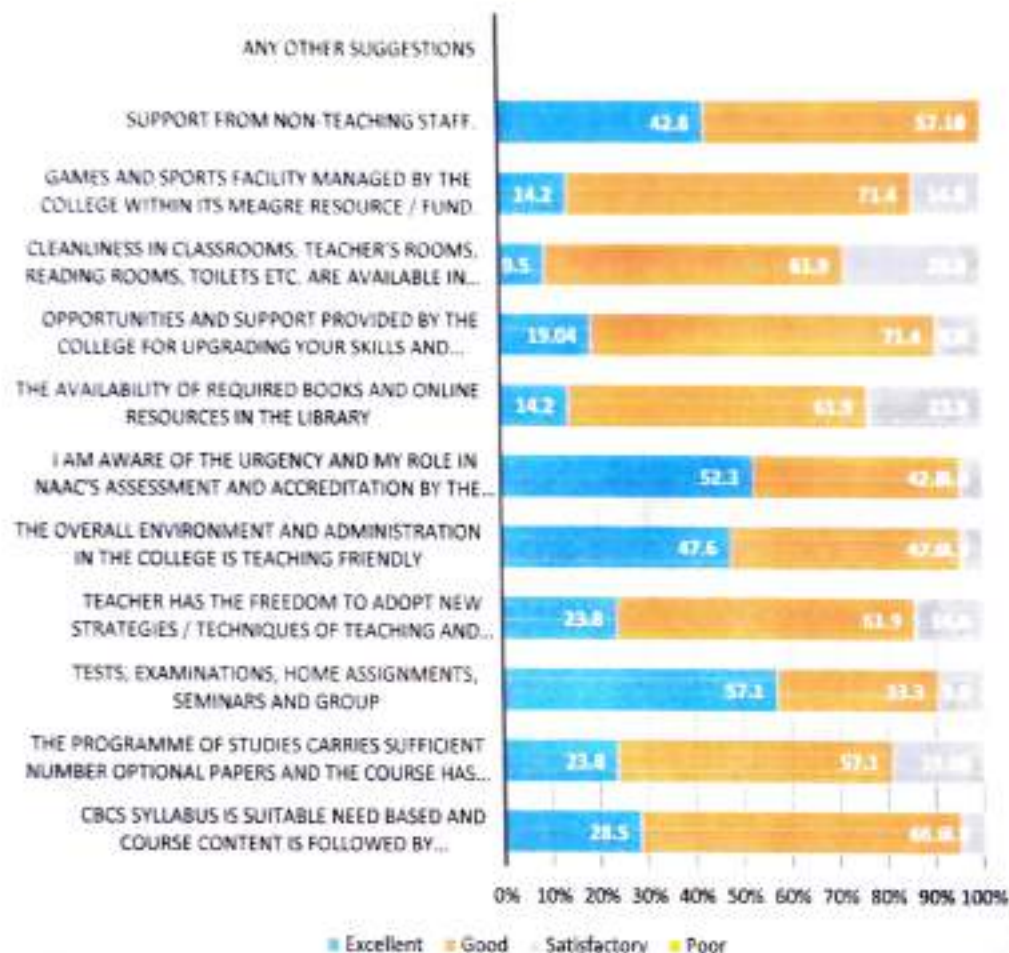
- The feedback of students was collected through online process using the google form by Web link address: & Direct Link URL:
- The feedback of teachers was collected from a total of 21 teachers of the BLB College, Sivasagar.
- The teachers feedback form is comprised of 12 close-ended questions. A major portion of the heads of responses is developed to assess the role of teachers for the holistic development of the students and to measure the perception of teachers on how the academic courses and curriculum are structured and incorporating the value added and certificate based courses to enhance the knowledge of the students.

Rating and Scale of Responses Under Specific Heads

- Average rating of teachers' feedback response found to be at 84.22percent.

- The scale for opinion of teachers' found to be at Rank A (80-100).

Graphical Analysis of Teachers' Feedback 2020-2021



Observations and Outcomes

The above graph shows that 66.6% of the teachers found that the CBCS syllabus was good and suitable, need based and course content was followed by the corresponding reference materials. 57.1% of the teachers found that the programme of studies carried good no. of optional papers and the course has a good balance between theory and application. 57.1% of the teachers found that the tests, examinations, home assignments, seminars and group conducted by the teachers was excellent. 61.9% of the teachers was of the opinion that adopting the new strategies/techniques of teaching and assessment of slow and advanced learner was good. 47.6% of them felt that the overall environment and administration in the college is excellent and teaching friendly. 52.3% of the teachers found that their role in NAAC's assessment and accreditation by the college was excellent. 61.9% of the teachers found that there was good no. of required books and online resources in the library. 71.4% of them felt that the opportunities and support provided by the college for upgrading their skills and qualification was good. 61.9% of the teachers

provided their responses as good about the cleanliness in classrooms, teacher's rooms, reading rooms, toilets etc, available in the college. 71.4% of them stated that the games and sports facility managed by the college within its meagre resources/fund was found to be good. 57.1% of the teachers said that support from the non-teaching staff towards them was good.

Recommendations and Suggestions

1. The College must ensure that there is an institutional environment that is conducive to teaching, learning and research.
2. The College must provide freedom to the teachers to create their own course curriculum and to adopt new techniques of teaching in the classroom.
3. The teachers should ensure that the curriculum is more student centric. They must use innovative teaching-learning methods for inculcating critical understanding among the learners.
4. The College must have ICT equipped classrooms.
5. The College can provide financial support and fundings towards research work, conferences, FDPs, seminars and workshops for skill enhancement of the teachers.
6. MoU with the collaborative public and private institutions for initiating the teacher exchange programmes.
7. New certificate and diploma courses need to be introduced by the College.

C. REPORT OF ALUMNI FEEDBACK ANALYSIS FOR THE ACADEMIC YEAR 2020-2021

Category	: Alumni Feedback
Total Number of Alumni recorded feedback	: 120
Total Number of questions attempted	: 13
Feedback Type	: Online
Feedback Form	: Google Form
Website Link for the Form	:

The involvement of the alumni plays an important role in ensuring the quality education provided by the college. The feedback from the alumni is of great importance that allows the institute to assess its service and contribution towards the holistic and comprehensive development of the learners. Their involvement is crucial in inquiring about the effectiveness of the curriculum and its delivery by the college. The feedback analysis process covers the response of the alumni regarding the use of resources such as library, books along with the infrastructure of the college.

Focus on the Alumni Feedback Form

The alumni feedback form focuses on the following issues:

1. Overall opinion about the college.
2. Infrastructure facilities of the college.

3. Performance of the faculty in the college in providing quality and inclusive education to the students.
4. The college is providing canteen facilities to its members keeping in view of their health issues.
5. Assessing the resources such as library covering books and other materials.
6. Role of the office staff in the college functioning.
7. Availability of hostel facilities.
8. Availability and proper implementation of educational resources such as library, books, infrastructure etc.
9. Effectiveness of the admission procedure of the College.
10. Any grievance as a student and as an alumnus.
11. Contribution as a member of Alumni Association of the College.

Tabular Analysis of Alumni Feedbacks

Sl. No. of Questions	Topic Question	Total Responses	Specific Heads of Responses & Total Nos of Responses	Percentage of Total Response
1	Your Opinion About Our College	120	Excellent - 57 Nos. Very Good - 45 Nos. Good - 18 Nos. Average - 0 Nos. Poor - 0 Nos.	100%
2	Infrastructure facilities	120	Excellent - 40 Nos. Very Good - 43 Nos. Good - 34 Nos. Average - 2 Nos. Poor - 0 Nos. Other - 1 Nos.	97.4%
3	Faculty	120	Excellent - 45 Nos. Very Good - 37 Nos. Good - 35 Nos. Average - 2 Nos. Poor - 1 Nos.	97.5%
4	Canteen Facilities	120	Excellent - 23 Nos. Very Good - 40 Nos. Good - 45 Nos. Average - 9 Nos. Poor - 3 Nos.	90%
5	Library	120	Excellent - 43 Nos. Very Good - 48 Nos. Good - 27 Nos. Average - 1 Nos. Poor - 1 Nos.	98.3%
6	Office Staff	120	Excellent - 57 Nos. Very Good - 43 Nos. Good - 18 Nos. Average - 1 Nos. Poor - 1 Nos.	83.3%
7	Hostel Facilities	120	Excellent - 20 Nos. Very Good - 16 Nos. Good - 51 Nos. Average - 18 Nos. Poor - 15 Nos.	100%
8	Educational Resources	120	Excellent - 46 Nos. Very Good - 41 Nos. Good - 31 Nos.	98.3%

9	Admission Procedure	120	Average - 2 Nos. Poor - 0 Nos. Excellent - 38 Nos. Very Good - 47 Nos. Good - 35 Nos. Average - 0 Nos. Poor - 0 Nos.	100%
10	Overall Rating of the College.	120	Excellent - 50 Nos. Very Good - 37 Nos. Good - 32 Nos. Average - 1 Nos. Poor - 0 Nos.	99.2%
11	Do you have any grievance as a student and as an Alumnus	104 out of 120	Yes - 42 Nos. No - 62 Nos.	86.7%
12	Are you a member of Alumni Association of our College?			75%
13	Any other suggestions/comments.			
Average Response				86.59%

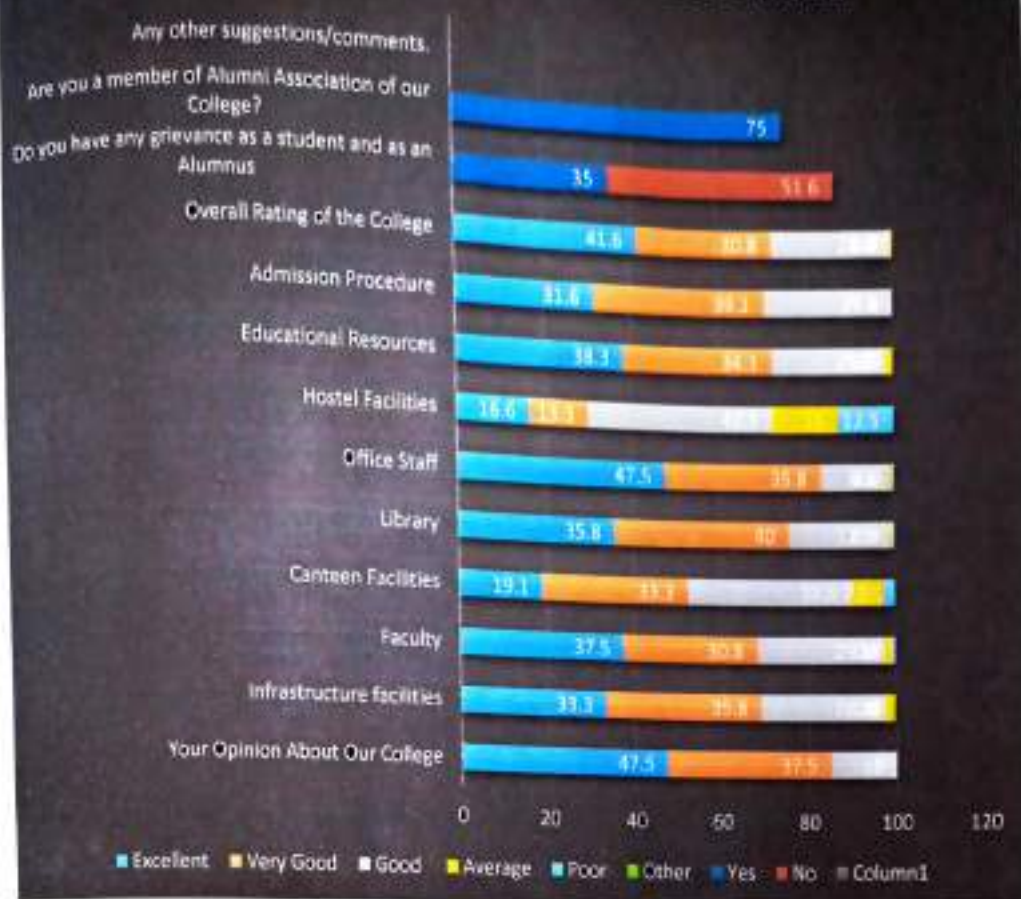
Analysis Report on Alumni's Feedback Forms received (2020-2021)

- The feedback of alumni's was collected through online process using the google form using the Web link address: & Direct Link URL:
- The feedback of alumni was collected from a total of 120 alumni of the BLB College, Sivasagar.
- The alumni feedback form is comprised of 13 close-ended questions. A major portion of the heads of responses is developed to measure the alumni perception on the impact of the college on the career readiness of the alumni and to inquire about the infrastructural facilities and educational resources helping them to find job opportunities.

Rating and Scale of Responses Under Specific Heads

- Average rating of alumni's feedback response found to be at 86.59percent.
- The scale for opinion of alumni's found to be at Rank A (80-100).

Alumni Feedback Responses 2020-2021



Observations and Outcomes

The graph shows that 37.5% of the alumni found that the college is very good. 35.8% of the alumni found that the infrastructure facilities of the college was very good. 37.5% of the alumnis was of the opinion that the faculties were excellent. 37.5% of the alumni felt that the canteen facilities were good. 40%of the alumni found that the library of the college was very good. 47.5%of the alumni was of the opinion that the office staff of the college was excellent. 42.5% of the alumni found that the college was providing good hostel facilities. 38.3% of the alumni found that the educational resources in the college was excellent. 39.1% of the alumni found that the admission procedure of the college was very good. 41.6% of the alumni rated the college as excellent. 59.6% of the alumni was of the opinion that as a student and as an alumnus had no grievances and 42.3% of them had grievances. 75% o the alumni were a member of Alumni Association of the college.

Recommendations and suggestions

1. The alumni should emphasise on the competency or the effectiveness of the curriculum to quip the students for future career development in their respective filed.
2. The alumni must observe the teaching learning methods employed by the teachers was appropriate for the curriculum.

3. The alumni should see that the topics covered in the curriculum can fulfil the industry requirements.
4. The alumni needs to look at the role of the College in innovating research consultancy and extension programmes for comprehensive growth of the students.
5. The alumni should emphasize on introducing the certificate courses and value added courses by the College to cater the needs of the industry.
6. To introduce skill development courses by the College towards the career development of the Students.

D. REPORT OF PARENTS FEEDBACK ANALYSIS FOR THE ACADEMIC YEAR 2020-2021

Category	: Parents' Feedback
Total Number of Parents' recorded feedback	: 334
Total Number of questions attempted	: 15
Feedback Type	: Online
Feedback Format	: Google Form
Website Link of the Form	:

Parents play an important role in the development and enhancement of the quality learning for their children. The feedback process covering the parents' responses allows the college to evaluate its contribution through service provision towards the development of students and their learning-based outcomes.

Focus of the Parents Feedback Form

The parents' feedback form focuses on the following issues:

1. Curriculum under the CBCS system in the college.
2. Use of evaluation techniques through tests, examinations, home assignments.
3. Infrastructure of the college.
4. Assessment of the library facilities.
5. Learning experience of their ward in the college.
6. Assessment of the academic skills and knowledge capacity of the faculty.
7. Availability of resources and provided to students by the college.
8. Judge the sports facility in the college.
9. Social environment in terms of diversity.
10. Opinion about the mentors in the college.
11. Events and extra-curricular activities organized by the college.
12. Transparency in student support and outcome.
13. Assessment about the awareness of various competitive examinations arrange by the college.

Tabular Analysis of Parents' Feedbacks

Sl. No. of Questions	Topic Question	Total Responses	Specific Heads of Responses & Total No. of Responses	Percentage of Total Responses
1	How would you assess the implementation of CBCS in college	334	Excellent - 133 Nos. Good - 196 Nos. Fair - 2 Nos. Poor - 3 Nos.	90.4%
2	CBCS syllabus is suitable, need based and course content	334	Excellent - 110 Nos. Good - 214 Nos. Satisfactory - 9 Nos. Poor - 1 Nos.	97%
3	The programme of studies carries sufficient number optional	334	Excellent - 102 Nos. Good - 219 Nos. Satisfactory - 10 Nos. Poor - 3 Nos.	96.1%
4	Tests, examinations, home assignments are conducted in time	334	Excellent - 130 Nos. Good - 186 Nos. Satisfactory - 14 Nos. Poor - 4 Nos.	94.6%
5	How would you rate the infrastructure of the college	334	Excellent - 119 Nos. Good - 202 Nos. Fair - 11 Nos. Poor - 2 Nos. Other - 0 Nos.	96.1%
6	What is your assessment of the library facilities in the college	334	Excellent - 124 Nos. Good - 198 Nos. Fair - 11 Nos. Poor - 1 Nos.	96.4%
7	How do you rate the learning experience of your son/daughter in the college	334	Excellent - 110 Nos. Good - 215 Nos. Fair - 7 Nos. Poor - 2 Nos.	97.3%
8	What is your comment on the academic skills and knowledge of the college faculty	334	Excellent - 125 Nos. Good - 204 Nos. Fair - 5 Nos. Poor - 0 Nos.	98.5%
9	How would you rate resources provided to students by the college	334	Excellent - 112 Nos. Good - 214 Nos. Fair - 7 Nos. Poor - 1 Nos.	97.6%
10	How would you judge the sports facility in the college	334	Excellent - 98 Nos. Good - 202 Nos. Fair - 29 Nos. Poor - 5 Nos.	98.5%
11	How would you describe the social environment in terms of diversity	334	Excellent - 103 Nos. Good - 222 Nos. Fair - 7 Nos. Poor - 2 Nos.	97.3%
12	What is your opinion about the mentors in the college	334	Excellent - 113 Nos. Good - 213 Nos. Fair - 6 Nos. Poor - 2 Nos.	97.6%

13	What would you say about the events and extra-curricular activities	334	Excellent – 109 Nos. Good – 211 Nos. Fair – 12 Nos. Poor – 2 Nos.	95.8%
14	What is your opinion on the transparency in student support and outcome?	334	Excellent – 97 Nos. Good – 225 Nos. Fair – 10 Nos. Poor – 2 Nos.	96.4%
15	What is your assessment about the awareness of various competitive examinations arrange by the college	334	Excellent – 117 Nos. Good – 205 Nos. Fair – 10 Nos. Poor – 2 Nos.	96.4%
Average Response				96.4%

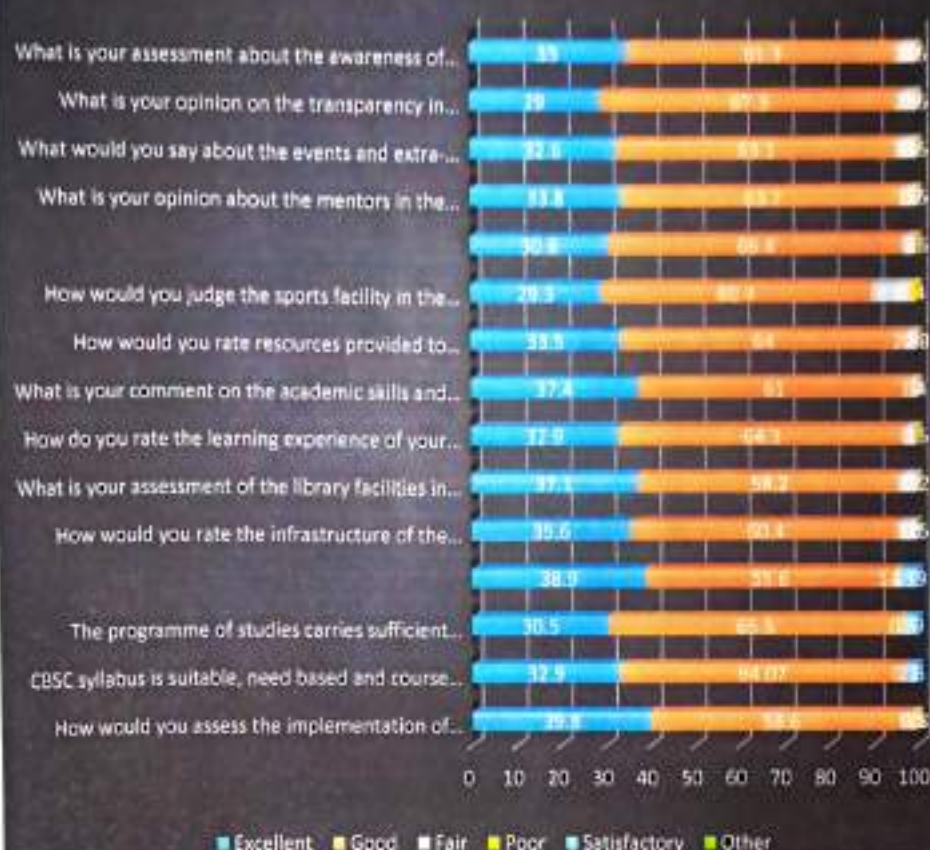
Analysis Report on Parents' Feedback Forms received (2020-2021)

- The feedback of Parents was collected through online process using the google form using the Web link address: & Direct Link for URL:
- The feedback of parents was collected from a total of 334 parents of the BLB College, Sivasagar.
- The parents feedback form is comprised of 15 close-ended questions. A major portion of the heads of responses is developed to measure the parents perception of how the academic courses and the service provision of the college and contribution of teachers cater to providing excellent service towards the students.

Rating and Scale of Responses Under Specific Heads

- Average rating of parents' feedback response found to be at 96.4percent.
- The scale for opinion of parents' found to be at Rank A (80-100).

Graphical Analysis of Parents' Feedbacks 2020-2021



Observations and Outcomes

The above graph shows that 58.6% of the parents found the implementation of CBCS as good. 64.07% of the parents found the CBCS syllabus was need based and course content was suitable. 65.5% of the parents felt that the programme studied by their children carried sufficient number optional. 55.6% of the parents found that the teachers have been conducting the tests, examinations in time. 60.4% of the parents have found the infrastructure of the college is good. 59.2% of the parents found that the library facilities in the college was good. 64.3% of the parents found that the learning experience of their son/daughter in the college was good. 61% of the parents found that the academic skills and knowledge of the college faculty was good. 64% of the parents found that the resources provided to the students by the college was good. 60.4% of the parents judged that the college was providing a good no. of sports facility in the college, 66.4% of the parents felt that the social environment of the college in terms of diversity was good. 63.7% of the parents was of the opinion that the mentors in the college are good. 63.1% of the parents felt that the events and extra-curricular activities were good. 67.3% of the parents felt that the transparency in student support and outcome was good. 61.3% of the parents assessed that the awareness of various competitive examinations arrange by the college was good.

DR. RAJENDRA MOHAN DEV SARMA

MA., M.L.I.Sc., MBA., B.Ed., BMus., PhD

Librarian (Associate), Nazira College

Email: rmdevsarma@gmail.com

Contact No.9085926416

Recommendation:

Some recommendations are provided on the basis of feedback analysis and findings for the upliftment of the teaching learning environment of the college.

1. The CBCS syllabus must be more learners centric to meet the present day challenge.
2. More optional papers may be incorporated in the course.
3. The ICT infrastructure for instruction may be provided at optimal level to meet the present day challenges.
4. The prescribed text and reference books may be made available both in the college central library and departmental libraries as well.
5. The college must provide more facilities for co-curricular activities.
6. The test and examinations must be conducted during the specific time after completing the entire syllabus of the concerned course.
7. The career oriented programs must be organized regularly in the college.
8. Some job oriented workshops may be organized to help the student friends.
9. Some guidance and counseling programs may be arranged at individual level.
10. The alumni meet may be organized frequently.
11. Provision for girls' hostel is urgently needed.
12. The admission procedure must be student friendly.
13. Some training programs may be organized towards the office staff for quality management.
14. Some skill oriented short term courses may be incorporated in the college for the student community.
15. The students, parents and teachers meet may be organized regularly.


(Dr. Rajendra Mohan Dev Sarma)
Librarian (Associate), Nazira College